


## SQUARE 4x4 mono


### Recessed Ceiling Luminaire

Recessed Ceiling Luminaire with Power LEDs. The luminaire is optimized for a uniform and glare-free illumination. Perfectly as an energetic exchange of conventional general lighting

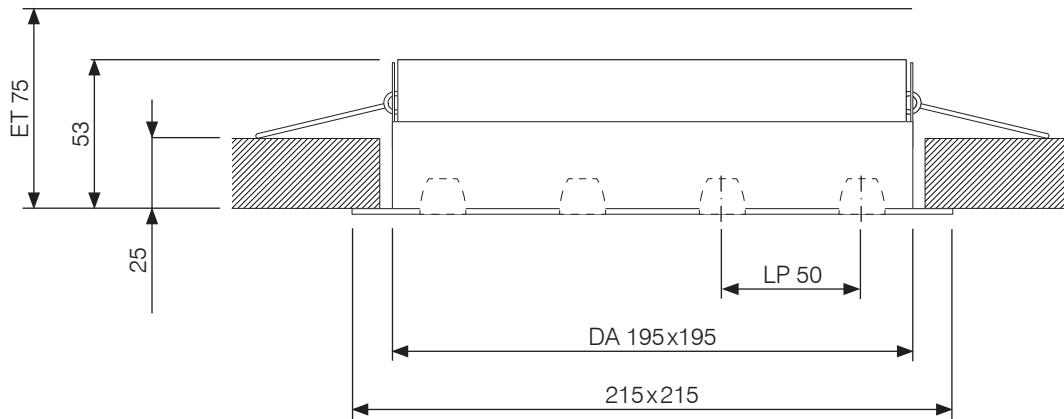
Particularly low mounting depth.



Reflector detail in original size.  
Outlet: 15x15 mm



Lamp	Power LEDs, 16x 1,5 W
LED lumen output	min. 1760 lm, max. 2848 lm
Light technology	Reflector: Aluminium coated PC, micro faceted, 15x 15 mm
Control gear	LED driver external
Dimming (options)	1-10 V , DALI, Push
Luminaire type, assembly	Ceiling recessed, tool-free with tension springs
Dimensions	LxBxH 215x215x53 mm, DA 195x195 mm, ET 75 mm,
Cast, heat sink	Sheet steel, extruded aluminium profile anodized black
Colour / finish	Powder coated, RAL 9016 (other RAL colors optional)
Protection marking, compliance	IP20, <b>CE</b>
Specials	Customized versions, more light colours or colour renderings on request



EVG on/off = EV

1-10 V = AV

Dali = DA

Push = PH

Please replace the item number placeholder XX with the listed operating device options:

Light distribution	Light colour	Color rendering	Control gear	Order No.	+RAL
	2700 K	CRI 80	1-10 V, DALI, Push	A 3616 P 2780 XX	9016
		CRI 90	1-10 V, DALI, Push	A 3616 P 2790 XX	9016
	3000 K	CRI 80	1-10 V, DALI, Push	A 3616 P 3080 XX	9016
		CRI 90	1-10 V, DALI, Push	A 3616 P 3090 XX	9016
	4000 K	CRI 80	1-10 V, DALI, Push	A 3616 P 4080 XX	9016
	5000 K	CRI 75	1-10 V, DALI, Push	A 3616 P 5075 XX	9016
	2700 K	CRI 80	1-10 V, DALI, Push	A 3616 T 2780 XX	9016
		CRI 90	1-10 V, DALI, Push	A 3616 T 2790 XX	9016
	3000 K	CRI 80	1-10 V, DALI, Push	A 3616 T 3080 XX	9016
		CRI 90	1-10 V, DALI, Push	A 3616 T 3090 XX	9016
	4000 K	CRI 80	1-10 V, DALI, Push	A 3616 T 4080 XX	9016
	5000 K	CRI 75	1-10 V, DALI, Push	A 3616 T 5075 XX	9016
	2700 K	CRI 80	1-10 V, DALI, Push	A 3616 W 2780 XX	9016
		CRI 90	1-10 V, DALI, Push	A 3616 W 2790 XX	9016
	3000 K	CRI 80	1-10 V, DALI, Push	A 3616 W 3080 XX	9016
		CRI 90	1-10 V, DALI, Push	A 3616 W 3090 XX	9016
	4000 K	CRI 80	1-10 V, DALI, Push	A 3616 W 4080 XX	9016
	5000 K	CRI 75	1-10 V, DALI, Push	A 3616 W 5075 XX	9016