

RMJ-Downlight-S Tilt

Recessed Mounted

Recessed downlight with different beam angles as downlight or wallwasher. Very High efficiency and homogenous light distribution with very low glare effect.



RMJ-reflector 2x25°



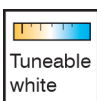
RMJ-reflector 2x35°



RMJ-reflector 2x45°

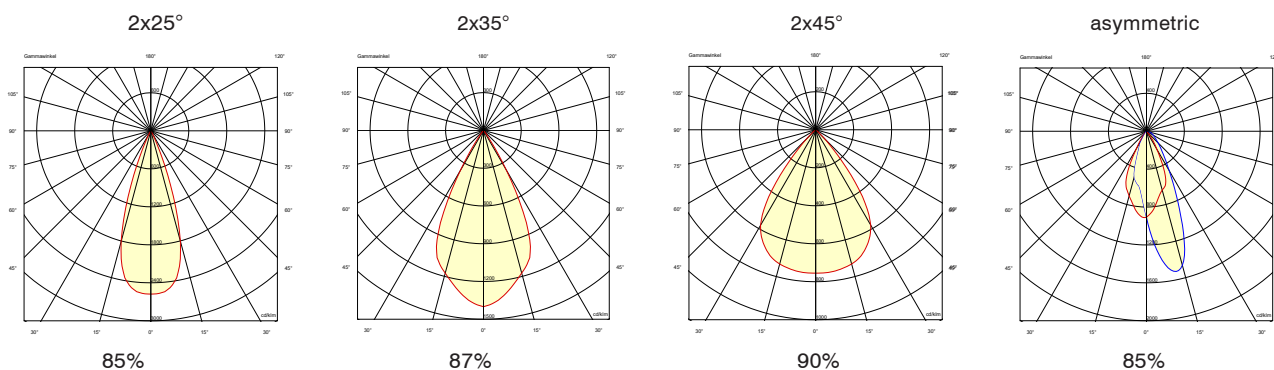
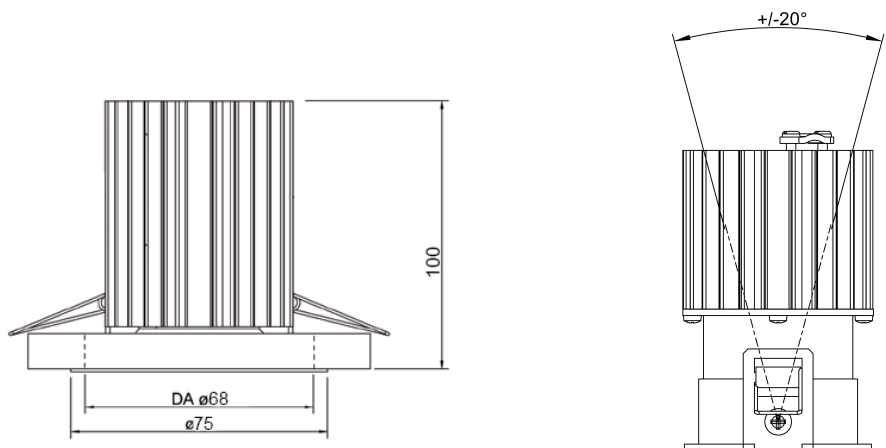


RMJ-reflector asymmetric



Light source	Mono: LUXEON 1202 HD COB Tuneable White: 2200K – 6500K NICHIA NCS...E17AT
Light output (COB bei 500mA) ⁽¹⁾	max. 1980lm
Lighting technology	RMJ-reflector: plastic, aluminum-coated
Drivers / dimming	LED driver required externally, DALI (others on request), Amplituden Dimmung: LowFlicker/NoNoise
Luminaire type, assembly	Recessed Mounted
Dimensions, weight	D=75mm, DA=68mm, H=100mm
Casing, cooler, protection class	Sheet steel, extruded aluminum profile, IP20
Surface / color	High-gloss aluminum or powder coating (optional RAL color as desired)
Optional	Polycarbonate Glass for IP 54

⁽¹⁾ at 3000K, CRI80



Luminaire type
Product ID
Beam angle / Reflector
Color temperature
CRI
Driver
Color

Article Number: ■ ■ ■ ■ ■ ■ ■ ■ ■ ■ ■ ■ ■ ■ ■ ■

Luminaire type	Product ID	Beam angle / Reflector	Color temperature ⁽¹⁾	CRI	Driver	Color
A = Recessed	4042	A = asymmetric	27 = 2700K	80	00 = Ohne	9016 (white)
		K = 2x25°	30 = 3000K	90	DA = DALI	9005 (black)
		P = 2x35°	40 = 4000K		D8 = DALI (DT8)	9006 (AluSilver)
		T = 2x45°	50 = 5000K			
			57 = 5700K			
			91 = 2200 - 3000K			
		87 = 2200 - 4500K				
		99 = 2700 - 5000K				

⁽¹⁾ Other color temperatures or other combinations of color temperatures possible