



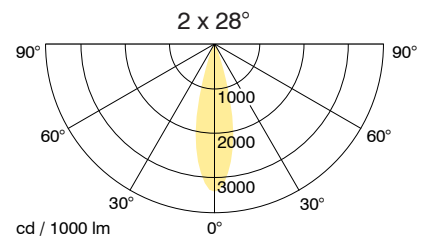
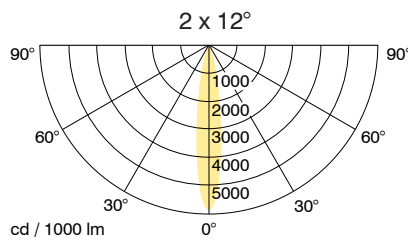
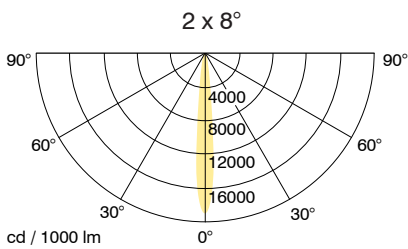
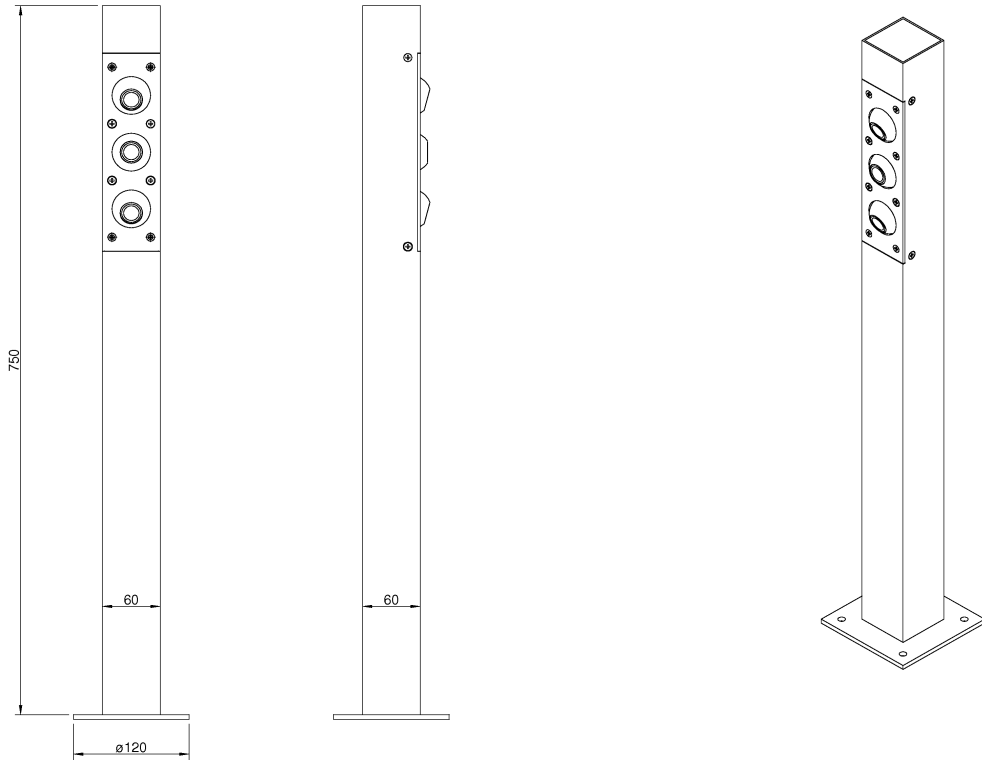
## KAMAELEON

### Bollard/column luminaire

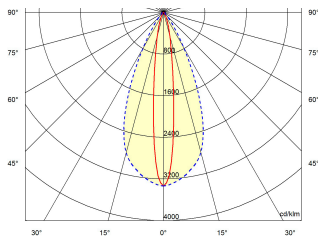
LED bollard for individual spotlighting. This luminaire is available with 1x3 or 1x6 LED modules. The narrow-beam 1 High Power LEDs are adjustable by a ballpoint and thereby provide the targeted illumination of objects or walls. All electrical components are housed in the base.



Lamp	1 W pro Power LED
LED lumen output	approx. 100 lm/W
Optic	Ledil-lens
Control gear	LED Treiber internal
Dimming (Options)	1–10 V, DALI, Push
Luminaire type, mounting	Bollard/column
Dimensions	L & W 120 mm, H 750 mm
Cast, heat sink	extruded aluminium profile anodized black
Colour/finish	Powder coated, RAL 9016 (other RAL colours optional)
Protection marking, compliance	IP20, <b>CE</b>
Specials	Customized versions, more light colours or colour renderings on request



ex: 47° + 14°



Article number: \_\_\_\_\_

Luminaire type	Identification	Reflector / Beam angle	Color temperature	CRI	Driver	RAL
U = Bollard	1100 = Kamaeleon	2 = 47° + 14°	22 = 2200 K	70	EV = On/Off	0000 = None
V = Column		D = 2 x 8°	28 = 2800 K	80	AV = 1-10V	1000 - 9018 = RAL
		F = 2 x 12°	30 = 3000 K	90	DA = Dali	
		L = 2 x 28°	32 = 3200 K		PH = Push	
			38 = 3800 K			
			40 = 4000 K			