



NAME: MOON FLOWER ONE

DESIGN-MATERIAL, PETALS (Effect Films/Paint):



POLISHED SILVER

CONSTRUCTION-MATERIAL:


- Petals: Polycarbonate 500 µm fitted effect films/paint
- Core: prismatic polycarbonate 500 µm
- Supporting construction: mirror polished stainless steel

INTEGRATED SMART LIGHT SOURCE:


- LED 3000/6000 lumen
- Adjustable from warm white (2700K) to cold white (6500K)
- Dimmable
- Density-class IP20, Class II
- Input voltage: 200-240V
- Voltage: 24V




OPTIONAL ADDITION:
Colour-adjustable light source.




SIZES




95 cm




125 cm



155 cm



190 cm



We provide our clients with 3D and 2D files for their development projects to create the best basis for choice of size.
The files can be downloaded from www.supermoon.dk



Supermoon

LARGE SCALE LIGHTING ● CUSTOMIZED SOLUTIONS

SUPERMOON is a lighting company in growth that aims to design, manufacture and market decorative large-scale lighting. As the name suggests SUPERMOON, through colour and size, spans everything from the subtle understated light source that is there when you look up every night – to the once-in-a-lifetime statement lamp, the centrepiece playing the pivotal role in space.

Each lamp built by hand, crafted with an eye for both the quality of the design, the construction and the light in combination with design customization and scalability rarely seen in any industrial manufacturing, is what truly sets SUPERMOON apart.

SOCIAL LIGHTING

SUPERMOON focuses on the contract market with particular focus on social lighting for the hospitality sector and office domiciles.

Social lighting plays a significant role in setting the mood and atmosphere in an establishment, whether it be a hotel-lobby, restaurant, conference room, atrium space in an office domicile or cultural institution.

There are a number of factors to consider when lighting a Social space: the size and shape of the space, the various intended use of the space, the intended audience, and the intended message the brand want to communicate. Many elements come into play, such as white-hue, brightness, colours and energy efficiency.

INTEGRATED SMART LIGHT SOURCE

SUPERMOON's decorative large-scale lightings are manufactured so they easily can be included in any Social lighting concepts.

The integrated Smart Light Source is not only dimmable but is also adjustable from warm white (2700K) to cold white (6500K). Hereby it is easy to customize the light to the exact white-hue and brightness to suit the overall lighting concepts.

ADJUSTEBEL COLOUR LIGHT FOR EVENTS

A common feature of Social spaces is that they are used for hosting various events. The key to lighting these areas is flexibility and versatility; to emphasize a desired visual expression, atmosphere or mood. SUPERMOON offers therefore the opportunity to add an additional colour-adjustable light source. Our centrepiece large-scale lighting can be used as a cornerstone for creating the desired atmosphere and visual expression for any given event. Only the imagination sets the limits.

DANISH DESIGN

SUPERMOON is rooted in contemporary and classic design found in Scandinavian design history. Our designs are at the same time modern, elegant, expressive and classic – in a very Nordic way.

CUSTOMIZED CRAFTSMANSHIP (made in Denmark)

With a prehistory in the architectural profession we fully understand the requirements and expectations a high-class projects within the contract market demands

SUPERMOON offers a unique concept of high quality statement designs that can be customized. Using a combination of new technology and traditional craftsmanship, we manufacture our designs of high quality polycarbonate materials and mirror polished stainless steel, in our workshop in Vejle, Denmark.

For more information www.supermoon.dk