



Wide-distribution bollard fixture. Clean and effortlessly simple design bollard family with perfectly controlled wide-reaching light throw.

*Borne à large distribution. Famille de bornes de conception sobre et lisse offrant une portée lumineuse parfaitement maîtrisée.*

# LIGHTWAVE

Bollards Bornes



## Luminaire colour code

-01	-02	-03	-05	-06
Black	Dark Grey	White	Matt Silver	Bronze
RAL 9011	RAL 7043	RAL 9003	RAL 9006	RAL 6014

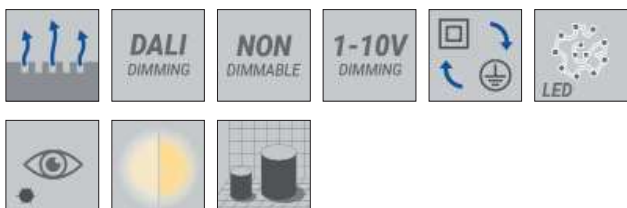


## Luminaire structure

- Die-cast aluminium housing and extruded aluminium column pre-treated before powder coating ensuring high corrosion resistance
- Single cable entry
- Stainless steel fasteners in grade 316
- One IP68 connector supplied with 0.5 m of 3x1.0 sqmm outdoor cable
- Durable silicone rubber gasket
- Anodised, high-purity aluminium reflector
- Clear, impact-resistant, UV-stabilised polycarbonate lens
- Integral control gear

- Boîtier en aluminium moulé sous pression et colonne en aluminium extrudé pré-traités avant revêtement en poudre pour une résistance élevée à la corrosion
- Entrée de câble unique
- Attaches en acier inoxydable 316
- Un connecteur IP68 fourni avec 0.5 m de câble extérieur 3x1.0 mm<sup>2</sup>
- Joint en caoutchouc silicone durable
- Réflecteur en aluminium anodisé de grande pureté
- Verres en polycarbonate transparents, résistants aux chocs et aux UV
- Ballast intégré

## Feature symbols



## Light symbols



G

# LIGHTWAVE Bollards *Bornes*



Product code guide

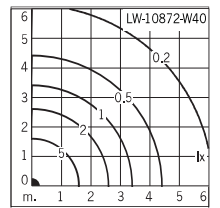
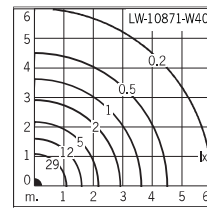
LW-10871 - W40 - DI - A10491  
Colour Dim Type Accessory

**Colour Temperature**  
 W30 – Warm white 3000K  
 W40 – Neutral white 4000K

**Dimming Type**  
 ND – Non dimmable  
 DI – 1-10V dimming  
 DA – DALI dimming

Product code	Lamp	Power	Lumen	EEC	Weight	Optic	CCT	Dimming type
							G	
<b>Ø220 - 565 mm - Tapered</b>								
LIGHTWAVE 1	LW-10871	12 LED	27 W	475 lm	A+	360°	W 30   40	ND   DI   DA
<b>Ø258 - 870 mm - Tapered</b>								
LIGHTWAVE 1	LW-10872	12 LED	27 W	475 lm	A+	360°	W 30   40	ND   DI   DA
<b>Ø160 - 565 mm - Straight</b>								
LIGHTWAVE 2	LW-10873	12 LED	27 W	475 lm	A+	360°	W 30   40	ND   DI   DA
<b>Ø160 - 870 mm - Straight</b>								
LIGHTWAVE 2	LW-10874	12 LED	27 W	475 lm	A+	360°	W 30   40	ND   DI   DA

		
	Anchor bolt <b>A10291</b>	Anchor bolt <b>A10491</b>
LW-10871	•	•
LW-10872	•	•
LW-10873	•	•
LW-10874	•	•



LIGHTWAVE 1

LIGHTWAVE 1

LIGHTWAVE 2

LIGHTWAVE 2

